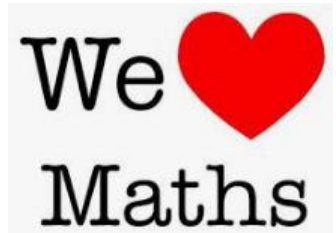


Learning Project Summer 2 Week 4– Famous and Significant People

Age Range: Y4

Weekly Maths Tasks (Aim to do 1 per day)

- NRICH is an excellent resource for the teaching of maths. The link below goes to a page that has lots of problem solving activities that will challenge and help your child to learn to solve problems systematically: <https://nrich.maths.org/9803>
- Follow the link above for daily maths lessons by White Rose, a resource that we use for planning in school. Please just be aware that topics may come up that we have not yet taught and that some children may need to go to previous year groups for more appropriate work.
<https://whiterosemaths.com/homelearning/>
- BBC Bitesize has a daily maths lesson, in conjunction with White Rose. There is a clear link for each year group. Again, you may find it necessary and valuable to work from earlier years.
<https://www.bbc.co.uk/bitesize/dailylessons>
- Please continue to practise Times Tables on [TTRS](#), completing regular sound checks so that we can see how you are doing.
- Of course, [My Maths](#) is also an excellent resource – maybe concentrate on any of the 'Geometry' lessons (Properties of Shapes and Position & Direction).



Weekly Reading Tasks (Aim to do 1 per day)

- Task your child with reading something unusual in an unusual place e.g. a cookbook in the bath. How many unusual places can your child read in this week?
- Visit [Ducksters](#) and encourage your child to choose a person to read about. Ask them to create a fact file on their chosen person using facts learnt.



- With your child, take a look at this information all about [Neil Armstrong](#), the first man to walk on the moon. Complete the quiz and test your knowledge!
- This offers a fun reading challenge that might engage a reluctant reader at home.

https://researchrichpedagogies.org/downloads/Sharing_the_Love_of_Reading_7-9_years.pdf

- <https://www.studentuk.com/> is a website that has lots of free reading material, organised by age suitability.



- Renaissance Learning, who produce AR, has made access to their digital books free during the lockdown. Below is a link. It's not full access to the myon experience - pupils won't have a record of what they have been reading linked to their AR accounts and they can't quiz directly from the myon site but it does offer more free ebooks to read.

<https://readon.myon.co.uk/>

- Listen to your child read and let them discuss what they have read. Encourage them to read with expression and intonation. If the book is in the AR system, you can quiz using this link

<https://ukhosted34.renlearn.co.uk/2245929/default.aspx>. Not sure if the

book has a quiz? Check on <https://www.arbookfind.co.uk/default.aspx>

- Curriculum Visions is an excellent online resource, with books about a wide range of topics and reading comprehensions available to try. Login with



Username: Havelock/0001

Password: jungle

- Our website contains links to other useful websites at

<https://www.havelockschoools.org.uk/index.php/curriculum/links>



Weekly Spelling Tasks (Aim to do 1 per day)	Weekly Writing Tasks (Aim to do 1 per day)
<ul style="list-style-type: none"> • Your child can choose a person that is significant to them and mindmap all of the words that they associate with this individual e.g. inspirational, heroic, intelligent, courageous. • Practise spelling these words: information, adoration, sensation, preparation, admiration. Your child can list other words ending in 'tion' • A-Z fun. Ask your child to list a famous or significant person that begins with each letter of the alphabet. • Practise the Year 3/4 Common Exception words or spelling rules for Year 3/ 4. Can your child make a wordsearch using 10 of the words? 	<ul style="list-style-type: none"> • Tell your child to imagine that they are famous. What would they be famous for? Can they write a diary entry recounting the day's events in role? • All famous people should earn £1,000,000 per year. Does your child agree/disagree? Ask them to have and write a discussion on this statement. • Ask your child to use the words FAMOUS PEOPLE to write an acrostic poem about significant people in history.  <ul style="list-style-type: none"> • Ask your child to find out when the NHS began. Who was the founder? Encourage them to compare the NHS then and now. Can they represent information on a timeline or in an information booklet?

Learning Project - to be done throughout the week

The project this week aims to provide opportunities for your child to learn more about famous or significant people. Learning may focus on past or present inventors, explorers or scientists and how they influence society today.

- **Famous Fact Find** - Find out about one or more Famous British People [here](#). Ask your child to decide how they would like to present the information they have discovered. This could be a slide show, a poster or an information report about them. Can your child create a true or false quiz about their chosen person and test it out on the family during a games night?
- **Healthcare Heroes** - As the NHS plays such a significant role in our lives, ask your child to represent our amazing NHS staff with their own piece of artwork. This could be a painting, collage or even a [collectable stamp](#) of a famous medic e.g Florence Nightingale, Mary Seacole or Aneurin Bevan.
- **Sport Superstar** - [Watch](#) an interview with Rod Ellingworth, a famous, British cyclist. Then go for your own bike ride as part of your daily exercise. Don't forget to wear your helmet. No bike? Then take a walk and look out for any cyclists you see. Recommendation at least 2 hours of exercise a week.
- **Family Matters**(PSHE) - As a family, discuss the famous people that may have had an impact on their lives and the choices they have made about the jobs they have chosen. Talk about who has inspired them and why. Your child can create a family tree that illustrates inspirations and choices.
- **Religious Role Models** - Ask your child to find out about significant religious people, like Jesus, Moses, Muhammed (pbuh), Buddha, Guru Nanak or someone else who is important to your family. What do they notice about these people? What is similar about them? What is different? [Help!](#) Record the similarities and differences in a table format or make a Religious Role Model mini-book.
- **Sophia Barnacle** - Sophia was a British inventor who, in 1907, invented the Helter-skelter. Try using junk box material to make your own helter-skelter or marble run. To find out more about building your own marble run [click here](#)



Additional learning resources parents may wish to engage with

[Classroom Secrets Learning Packs](#) - These packs are split into different year groups and include activities linked to reading, writing, maths and practical ideas you can do around the home.

[Twinkl](#) - to access these resources click on the link and sign up using your own email address and creating your own password. Use the offer code UKTWINKLHELPS.

[Headteacherchat](#) - This is a blog that has links to various learning platforms. Lots of these are free to access.

If you are on Twitter and a fan of [Taskmaster](#), search for [#hometasking](#). Alex Horne is setting new tasks every couple of days that might be fun to get involved with.